

Needle Free Mesotherapy
DM-512



CONTENTS

| | |
|---|------|
| 1. Safety Notice | 1 |
| 2. Theory | 1 |
| 3. Technical principle of Mesogun | 1-2 |
| 4. Technique advantages of Mesogun | 2 |
| 5. The Difference Between Needle-free mesotherapy And Mesotherapy Gun | 2 |
| 6. Application | 2-3 |
| 7. Needle-free mesotherapy Diagram | 3 |
| 8. The injection parameter Settings | 5 |
| 9. Intended population & taboo population | 6 |
| 10. Non-invasive water jet cycle | 6 |
| 11. Needle-free Mesotherapy Parameter | 6 |
| 12. Needle-free Mesotherapy Treatment | 6-7 |
| 13. Operation Steps | 8 |
| 14. Fourteenth, Non-invasive Hydrolifting of a question and answer | 8-11 |
| 15. After-sale Service and Maintenance | 12 |

Safety Notice

1. Before operation, please read the following content

1. Please discuss with your doctor the treatment time, if you have a severe allergy symptoms or acne and acne treatment site or wound, to avoid the treatment site due to wounds caused by localized invasive opportunistic infections.
2. Please tell your doctor, if you carried out plastic surgery or laser surgery of the face in the past six months, such as nose reshaping, laser and other optoelectronic wave.
3. Please tell your doctor before treatment, if there is an allergy to the anesthetic record, because in the process mesotherapy gun treatment may use a local anesthetic.
4. Please tell your doctor of all drugs you are now eating before treatment, some blood-thinning drugs (anticoagulants) such as aspirin, ginseng, ginkgo, garlic extract and other drugs may cause injection site bruising or bleeding more and therefore should let the doctor know your medical records in the past six months prior to treatment.

2. After operation, please read the following content

1. Please keep clean treatment site, do not over-kneading massage, avoid hot and humid environment, can not be prolonged sun exposure.
2. Nursing program after treatment (such as dressing mask, beauty care, cleaning, etc.), please consult your health care follow-up care to detail.
3. Immediate ice treatment site, can slow down a slight swelling after treatment
4. Do not use creams, skin care products or cosmetics, do not touch the treated area, reducing the risk of infection.
5. Gently clean treated area, avoid rubbing, two days after treatment

Theory

1. ReSkin, as its name implies, is to use high pressure ejector combined with supersonic technology, pushing the active ingredients such as hyaluronic acid, Vitamin C and normal saline through the dermal layer of the skin without the use of a needle. In turn, it will penetrate into skin and allows cells to absorb the active ingredients contained within these vital nutrients to supplement moisture and nutrients for the skin, which makes skin smooth, moist and energetic. The new technology can inject hyaluronic acid, collagen, botox, autologous cells according to different customers with different skin conditions.

Technical principle of Mesogun

1. 450m/s supersonic speed, combined with the ultrasound frequency, tailored treatments.

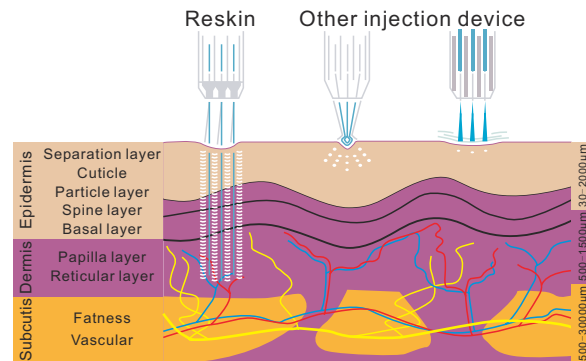
Combining unique TDA needle-free transdermal technology, injecting the nutrition to skin cells in 450 mph (fastest) injection speed. hyaluronic acid is considered to have an unique capacity to hold moisture, which deeply hydrates your skin, eliminates fine lines and wrinkle, makes your skin moist and smooth.

2. Three kinds of hyaluronic acid: can supplement water, keep water and moisturize the skin. Three kinds of hyaluronic acid: can supplement water, keep water and moisturize the skin. Hyaluronic acid: nourishing cuticle, refresh the skin. Double hyaluronic acid (HA): keep water and moisturize the skin. Nano hyaluronic acid: moisturize the skin, maintain every cell moisturized.

3. High-end injection products, awakening the cell vitality Not only have three kinds of hyaluronic acid, but also have high-end injection products such as PRP autologous cells, collagen and botox, which can awaken the cell regeneration function, reproduced in repairing the rupture of withered skin cells, reshape firming smooth elastic skin in a short period of time.

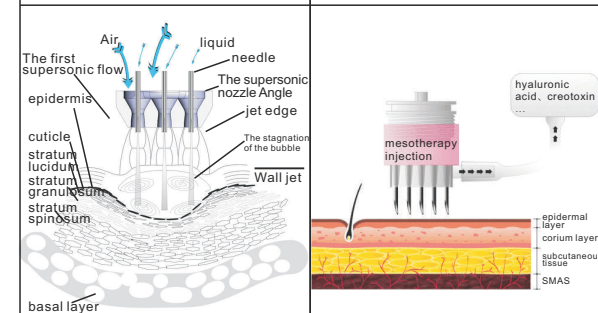
Technique advantages of Mesogun

1. Safe: No invasive, no surgery, no downtime
2. Penetration: special penetration technology make it possible to deliver the nutritive substance to dermis layer
3. Absorption: Nano-nutrients can be absorbed perfectly by the skin cells
4. Combination: different kinds of application, can be used before treatment, during treatment, after treatment.



The Difference Between Needle-free mesotherapy And Mesotherapy Gun

| Needle-Free Mesotherapy Machine | Mesotherapy Gun Machine |
|---|--|
| No health risk; cosmetologist can operate in beauty salon | Certain risks; operator: professional nurse, professional medical technologist |
| Noninvasive | Wound, bleeding, a little pain |
| Without any anesthesia products | need the anesthesia products |
| hyaluronic acid, VC, normal saline total 2.5ml not easy leakage | hyaluronic acid, VC, normal saline total 4ml, easy leakage |
| Operation time : 30 minutes, no downtime | Operation time: 1 hours Convalescence: 7-15 days |
| Treatment time : 7-15 days | Treatment time: 30-45 days |



Application

1. Moisturizer

Hyaluronic acid is equivalent to one liter water, Needle-Free mesotherapy is used for complementing hyaluronic acid, As a result, it helps water molecule permeate deep skin.

2、 Improve complexion

Needle-Free mesotherapy treatment help to increase the skin metabolism, also exhaust the melanin. Moistening, whitening and deep hydrating.

3、 Shrink pores

Needle-Free mesotherapy adopt mesotherapy ,to take good care of your complexion and close the pores. Lifting and smooth the skin.

4、 Remove wrinkle

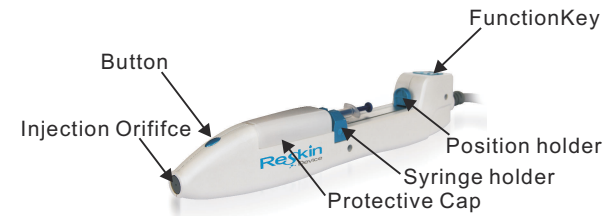
Needle-Free Mesotherapy treatment has good effect on wrinkle removal. 1g hyaluronic acid equivalent to 16 times collagen. It lifts the sagging skin, neutralizes facial wrinkle, firm the skin.

Needle-free mesotherapy Diagram

1、 Main Body



2、 Handpiece



The injection parameter Settings



Intended population & taboo population

一、Intended population

1. facial wrinkles, glabellar lines, deep wrinkles, such as nasolabial;
2. face, cheeks, chin augmentation, Fung temporal, frontal;
3. scars, acne scars and other soft scars.

二、Taboo population

1. collagen or lidocaine allergy, skin tests positive, keloid, atrophic skin disease patients, patients with autoimmune diseases or immunosuppression;
2. pregnant women, persons suffering from major diseases of the body, laser, Photonic and RF within 3 weeks of treatment, exacerbation of skin diseases, local inflammation at the injection site.
3. had the other injection abnormal reaction or who had surgery and trauma at the injection site, is a relative contraindication; Skin diseases in remission stage, sagging skin, thin skin, large pores should be careful;
4. menstrual periods, hypertension, birth control pills, aspirin and other need to control or stop taking the pill for more than 2 weeks before injection.

Non-invasive water jet cycle

Non-invasive instrument skin rejuvenation treatments, one treatment for 20-30 days, 3 times for a course of treatment. Of course, also need basis depending on the individual skin condition to determine effective treatments. In the effects on the duration of water injection light skin rejuvenation ingredients after injection into the dermis, and cellular hydration and in promoting blood circulation while also being metabolized and therefore, the effect of time is limited. Skin dry, always neglect lasts about 3 months, better maintenance, the effect is maintained longer. If water injection three times in a row, the effect can last for 1 year, but according to personal physical fitness, skin, different ways of living, time will vary. Water jet is not the only one and be done, the more skin the better, bigger and more translucent skin more supple.

Needle-free Mesotherapy Parameter

| | |
|-------|-----------|
| Depth | 0.2MM-3MM |
|-------|-----------|

| | |
|--------------|---|
| Pressure | 5KG/CM ² -10KG/CM ² |
| Mode | Instant & Continuous |
| Working Time | 0.3S-9.5S |
| Power | 500W |
| Dose | 1UL-24UL |
| Total Dose | 2500UL |

Needle-free Mesotherapy Treatment

| Treatment | Anti-Aging Basic Care | Anti-aging whitening care | PRP | DNA injection | Placenta |
|--------------------|--|---|---|--|--|
| Applicable User | All ages, all skin types | All ages, yellowish blackish skin | All ages, Sensitive skin, premature aging skin | All skin types, dull, flabby, aging skin | All skin types, dull, flabby, aging skin |
| Effect | Moisturizing, increase s elasticity, whitening, pores contracting, supply collagen | Moisturizing, increase s elasticity, whitening, pores contracting, rejuvenating | Strong anti-aging, fade fine lines, improve pigmentation, improve skin laxity, improve sensitive skin | Enhance skin elasticity, eliminate fine lines, repair dam aged skin, anti-oxidation, cell activation, fundamentally delay skin aging | Promote meticulous skin, balanced colors, restore luster elasticity, reduce fine lines |
| Treatment Medicine | Hyaluronic acid (3 times) | Hyaluronic acid + Vitamin C | PRP+ Hyaluronic acid | PRRN + Hyaluronic acid | Placenta + Hyaluronic acid |

Therapy annotation:

Hyaluronic acid-based care

3 times/session, the second treatment after 1 month, the third treatment after 4~5months. As per different people, you can use hyaluronic acid with Botox

Pay attention to sun-protection

Whitening medicine: Hyaluronic acid + VC

3 to 4 times/session, same as Hyaluronic acid-based care.
First time, 2ml VC injection, then 2ml VC coating. If no allergic reactions, the future treatments inject 1ml hyaluronic acid + 2ml VC and then 1ml VC coating. As per sensitive and acne skin, suggest not injecting VC, but VC coating after hyaluronic acid.

Pay attention to sun-protection.

PDRN

1time/1 month or 1time/2 months.
Inject only PDRN or together with hyaluronic acid.
As per sensitive and thin skin, the first time inject PDRN together with hyaluronic acid and in future injections, use only PDRN.
As per epidermal spots, sunburn skins, inject 1ml PDRN +2ml hyaluronic acid, then use 1.0 microneedles with PDRN in spot areas. If thin skin, use 0.5 microneedles.

Pay attention to sun-protection (crucial for those people having spot skins)

Operation Steps

1. After receiving the machine, check the parts and the packaging is complete or not.
2. Check the power outlet matches the mark or not.
3. Insert the handle (Note: There is a spring device in handle, when plugged in, pay attention to press the spring, to avoid damage to jack.)
4. Connect the power and turned on, the handle will automatically detect; pushing device snapping the tail; click on the screen, enter the operation page.
5. Adjust parameters
6. After the adjustment is completed, install the syringe.
7. Press the forward button on the handle, close to the rear of syringe.
8. Press the start button on the handle, start operation.
9. Clean the machine after the operation.

Fourteenth, Non-invasive Hydrolifting of a question and answer

1.What is the "non-invasive Hydrolifting"?

Non-invasive Hydrolifting is a deep penetration electrotherapy of technology. The technology uses the latest "Water electrophoresis" and "Aquaporin" (won Nobel Prize) technology, the mesoderm have imported into various of active ingredients, and reconcile supplemented muscles and lymphatic drainage, improve human lymphatic circulation and blood circulation, so as to achieve reduction of wrinkles, whitening, increase skin resistance, melting fat be slim and get the best optimal effects.

2.What is the essential differences treatment between Non-invasive Hydrolifting and the traditional "Needle Hydrolifting"?

A: In fact, "non-invasive Hydrolifting" compared to the traditional "needle Hydrolifting" and "needle mesotherapy", the essentially is Mesotherapy, in order to make the effective ingredients are able to be absorption by the skin directly. The difference are the traditional therapy of "needle Hydrolifting" is using needle injection or using mesogum injection, belongs to "micro-invasive treatment", and the "non-invasive Hydrolifting" is using the latest "Water electrophoresis" and "water channel protein" technology to import various of active ingredients into mesoderm, it has fully achieved the needle-free, non-invasive, painless, so it is able to replace the traditional" injection Hydrolifting basically. "

3.What is the core technology of "non-invasive Hydrolifting"? What is the action principle?

- A: The core technology of "non-invasive Hydrolifting" is a "free needle electrophoresis patented technology," this technology are perfect combine the 2003 Nobel Prize in Chemistry with medical cosmetology. The principles as below:
- A. By using "water electrophoresis" technology, the active ingredients penetrate the subcutaneous tissue through the hair follicles, sweat glands and cell passage to reach the mesoderm.
 - B. By stimulating the "aquaporin" on the cell membrane, easily open entrance, penetrate cell membranes, skin cells to fully absorb nutrients.
 - C. Only 20 to 30 minutes the active ingredient was quickly converted into a high concentration of active substances and reach the skin deep.
 - D. Active ingredient can be stay on the lymphatic system for 24 hours.

4. Why "non-invasive Hydrolifting" can make the skin younger?

A: Non-invasive Hydrolifting is collect variety of nutrients through

the water electrophoresis technology deep into the subcutaneous tissue, increasing skin collagen and add a lot of nutrients for loss of skin due to aging, active substances interact with cells, promote Metro metabolism, nutrient absorption, making the skin younger.

5. What are the advantages of "Non-invasive Hydrolifting"? What can be applied ?

A: Non-invasive Hydrolifting was originated from technology innovation. For skin pathology, after repeated clinical, it combination of set safe non-invasive, non-invasive, no pain treatment, no slow down time etc. into one. It can achieve whitening, wrinkles, reduce cellulite, fast dissolving fat, the effect is excellence.

A. wrinkle: soothing wrinkles, especially good effective for surrounding mouth of wrinkles.

B. White: improving the complexion, skin shiny, white and so on.

C. Slim: reduce cellulite, improve cellulite. Tighten the arm fat have a quite significant effect.

D. Fast melting fat: non-invasive Hydrolifting have obvious effect in firming, especially have obvious effects for the skin which relaxation, wrinkles, cellulite caused of the skin aging.

6. What is the difference of Non-invasive Hydrolifting and skin care in beauty salon?

A: The skin care of the beauty salon is tend to essential care. Basic care can only absorb about 10% of the product, and the non-invasive Hydrolifting is that a revolutionary way to import water electrophoresis, promote products to absorb more than 95%.

7. Can the non-invasive Hydrolifting treat the spot on the face?

A: The most important effect of noninvasive Hydrolifting is firming skin, enhance skin elasticity and activity. The treatment itself have Blemish effect, water electrophoresis stimulate skin collagen reorganization, while the active ingredients into the skin, directly on the cells and pigment cells break down.

8. can we use non-invasive Hydrolifting to treat the type of skin allergy?

A: We are importing a factor which no added ingredients, without any stimulation, and can increase the skin's resistance, therefore the allergic skin can do this therapy. It is important that noninvasive therapy itself amidst the sensitivity of the skin have very good therapeutic effect.

8. can we use non-invasive Hydrolifting to treat the type of skin allergy?

A: We are importing a factor which no added ingredients, without any stimulation, and can increase the skin's resistance, therefore the allergic skin can do this therapy. It is important that noninvasive therapy itself amidst the sensitivity of the skin have very good therapeutic effect.

9. Does the noninvasive Hydrolifting appear skin looks very good, but actual the resist UV radiation, radiation decline?

A: Non-invasive Hydrolifting is different than other resurfacing, it use soft water electrophoresis technology stratum corneum moment to open a temporary reversible hydrophilic channel that automatically fix in 3-4 seconds, not damage the skin and cell, so after noninvasive Hydrolifting done, not only all the protective layer of the skin did not suffer any damage, but also improve skin texture a lot.

10. Everyone's skin is different, non-invasive therapy if Shuiguang make a different treatment for different skin types?

A: noninvasive Hydrolifting are provide variety of nutrients for skin, containing a variety of complex factors, biologically active peptides, trace minerals, hyaluronic acid, collagen etc. which are contained in human skin itself. All parameters of Noninvasive Hydrolifting can be adjusted as needed, different parameters for different skin types, treatment methods are different, all goals are in order to the best results.

11. How long does a course of Noninvasive Hydrolifting take?

A: According to different indications, different treatment time. A course is usually three times, once a month, each treatment takes less than 60 minutes. Noninvasive Hydrolifting is a treatment project, the effect is gradual and superimposed. We suggest that long-term maintenance treatment of advanced non-invasive Hydrolifting.

12. Does the non-invasive Hydrolifting have requirements for ages and genders?

A: men and women can do, usually female or male between the ages of 20-55. Depending on the age and gender, using different parameters and different treatment modalities.

After-sale Service and Maintenance

1. The term of maintaining guarantee is main device 1 year and spare part 3 months from the date of purchasing according to the receipt. (Expendable is not included in it.) Others not included in maintaining guarantee or over the time, we also supply to maintain and renew but need charges. Please contact with the dealer if need change of purchasing the parts and easily expendable products.
2. We won't supply maintaining guarantee if troubles as below:
 - a) Disassembling the machine by self;
 - b) Fall it without caution;
 - c) Lack of reasonable keeping and protect;
 - d) Not operate according to the user manual.
 - e) Expendable reasons

All in one, we will try our best to serve you and also need your fully cooperation. Thanks.